




# Theme

## Boxes and Construction



**Title:** Follow the Line Through the House  
**Author:** Laura Ljungkvist  
**Illustrator:** Laura Ljungkvist  
**Publisher:** Circonflexe

---


### Summary

Discover the rooms of the house by following the line. Will you be able to find the hidden objects?



# Theme

## Boxes and Construction



**Title:** The Magnificent Tree  
**Author:** Nick Bland  
**Illustrator:** Michael King  
**Publisher:** Scholastic

---

### Summary

Bonny and Pop have a lot of ideas. What will they come up with when they put together Bonny's simple and clever ideas with Pop's big and brave ideas to invent something?

# Interaction Around Books



## Questions

### Vocabulary

Question: *What are "brave ideas"? What does that mean?*  
Reference: p. 4 "... they were big, brave and brilliant."

### Inference

Question: *Why do the birds fly away?*  
Reference: p. 11 "... but every day the birds flew."

### Micro-sélection/Intégration

Question: *In which season is Pop's tree ready?*  
Reference: p. 22 "And on the first day of spring..."


### Elaboration

Question: *Did you ever make a plan to build or create an object or did you see or assist someone who created an object with a plan? What was the object?*  
Reference: end of the book.

# Interaction Around Books

## Suggestions

Take time to stop in each room and ask the children to name what is in the room. Do not forget to read what is between the objects. Later, you can look at the book with some children and allow them to verbalize what they see.



## Questions

### Vocabulaire

Question: *Where is the attic?*  
Reference: p. 23 "... climb up to the attic."

**In this story, there are many questions. Let the children give you the answers.**

